

Performance report | 30 April 2024

4D Global Infrastructure Fund (Unhedged)

Overview

4D Infrastructure is a boutique asset manager investing in listed infrastructure companies across all four corners of the globe. Our investment objective is to identify quality infrastructure companies that are trading below fair value and have sustainable, growing earnings combined with sustainable, growing dividends. The 4D Global Infrastructure Fund (Unhedged) aims to outperform the OECD G7 Inflation Index + 5.5% p.a. over the medium to long term (before fees). It is currency unhedged.

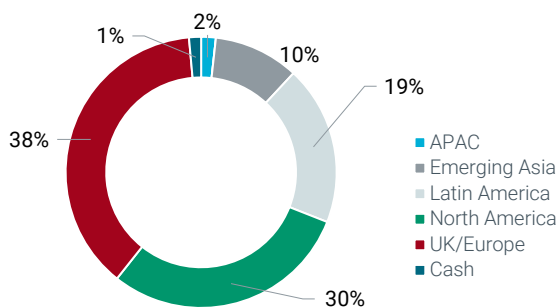
Net returns

	1 mth	3 mths	1 year	3 years p.a.	5 years p.a.	Since inception ² p.a.
Fund	-1.78%	0.35%	0.94%	7.46%	5.91%	8.89%
Benchmark ¹	0.76%	1.40%	8.56%	10.89%	9.34%	8.47%
Value added	-2.54%	-1.05%	-7.62%	-3.44%	-3.43%	0.42%
FTSE Global Core Infra 50/50 Net Total Return Index (AUD) ³	-0.88%	4.54%	1.47%	7.32%	5.03%	8.00%
S&P Global Infra. Net Total Return Index (AUD) ⁴	-0.10%	5.73%	1.74%	9.33%	5.29%	7.63%

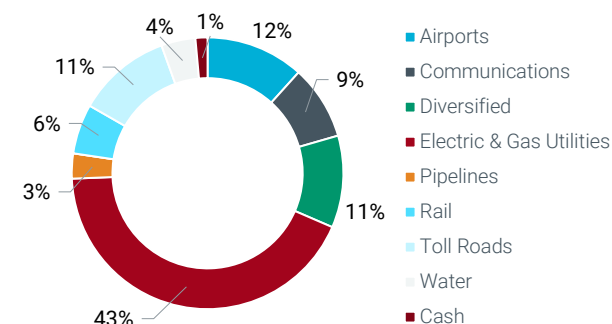
Performance figures are net of fees and expenses.

¹Value added' calculation does not use rounded performance figures. Past performance is not indicative of future performance.

Regional breakdown



Sector breakdown



Top 10 positions

Stock	End weight %
Cellnex	6.46
Sempra Energy	5.04
Iberdrola	5.02
Nextera Energy	4.08
Jasa Marga	4.07
American Water Works	4.07
Ferrovial	3.55
SSE	3.53
American Electric Power	3.53
Getlink	3.50
Total	42.86

Portfolio performance review

The 4D Global Infrastructure Fund (Unhedged) was down 1.78% net (AUD) in April, underperforming the benchmark's return of 0.76% (by 2.54%) and under-performing the FTSE 50/50 Infrastructure Index which was down 0.88% (AUD). Currency detracted 54bps from performance in April.

The strongest performer for April was Mexican Airport operator GAP up 16.9%. This was a rebound off an oversold position as strong Q1 results reassured the market on the strength and resilience of the business model in what could prove to be a difficult year operationally.

The weakest performer in April was US communications operator, SBA Communications down 14.1% in the month on refinancing concerns in a higher for longer environment.

Markets remain volatile on the outlook for inflation, interest rates and economic growth. Most developed market Central Banks are at peak policy rates, with market expectations of rate cuts in 2024 being pared back from the aggressive levels seen at the start of the year. The pace of disinflation has slowed, but the delayed impact of high interest rates on economic growth may yet to fully be seen. There remains a fine balancing act between holding rates in restrictive territory too long and hitting activity – and loosening too quickly before inflation is sustainably within target ranges. Listed infrastructure, as an asset class, fundamentally can do well in either scenario - with explicit or implicit inflation hedges and long-term predictable earnings profiles underpinned by contract or regulation.

Month in review

Global equity markets returned to a risk off mood in April, with equity and bond markets down the most since September 2023 and MSCI World (Local) down 3.15%. Geopolitics, inflation and delayed rate cut expectations were the main drivers of the weakness. In a reversal of prior months performance, emerging market equities outperformed developed market equities.

In the US, bond yields rose, breaking through 4.7% and closing in on 5% levels seen in October 2023. The main driver was renewed signs that high inflation is remaining persistent, with the third month in a row of higher-than-expected monthly core inflation. The monthly read of 0.4% in March took annual inflation to 3.5% from 3.2% in February. On the Fed's preferred measure, the Personal Consumption Expenditure (PCE) inflation data, it also ticked higher to 2.7%. Shelter inflation remains high and not falling is expected, whilst services inflation is ticking up. Market pricing for Fed cuts has been pushed out, with the market pricing in only 1 cut in 2024 by month end, from 6 cuts at the start of the year. US GDP was lower than expected in Q1 at 1.6%, vs expectations of 2.5% and 3.4% in Q4 2023.

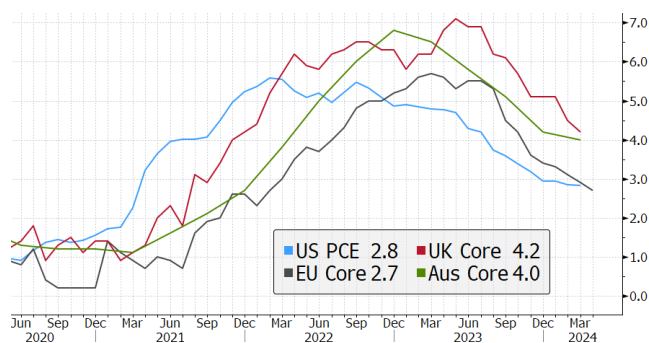
Month End	Fed	BoE	ECB	RBA
Dec-23	- 158	- 172	- 163	- 68
Mar-24	- 67	- 73	- 89	- 45
Apr-24	- 28	- 41	- 66	0

Table 1: Marketing pricing for 2024 Rate cuts

Source: 4D, Bloomberg

In Australia, higher inflation for Q1 was above both the market and RBA's expectations, which turned market pricing in a small chance of a rate hike this year. CPI was 4% year on year for core CPI, with services inflation continuing to pressure prices.

Chart 1: Global Core Inflation rates

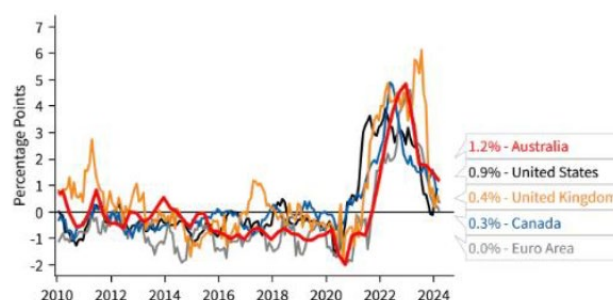


Source: 4D, Bloomberg

In the UK, the economy is picking up steam from two negative quarters in Q3/4'23, with the Composite Purchasing Manager's Index in expansionary territory at 54 in April, driven by the service sector. The ECB continues to flag its intention to cut rates, with a June cut a possibility. Eurozone inflation is running at 2.4% in April and March, with higher rates having a greater impact on economic growth in the region.

The slowing of disinflation amongst major economies seen in Chart 1 has meant that economies are still sitting above central bank inflation targets, except for the ECB who are expected to cut rates first this year. The central banks have to tread a fine balance between the long and variable lag's of restrictive monetary policy on the economy, and not getting lower inflation sustainably "on track".

Chart 2: 6-month annualised Core inflation deviation from target



Source: National Australia Bank

China rallied in April, up 6.4%, on a combination of historically low relative valuation, ongoing aid and stimulus for stabilising the property market, as well as stabilising of domestic activity. Strong Q124 GDP of 5.3% year on year, and stronger manufacturing and infrastructure investment, also added to the positive turn of sentiment.

On the geopolitical front, there were heightened tensions as Israel and Iran tensions escalated beyond rhetoric.

Thankfully, the confrontation was contained soothing market fears with oil closing the month below \$82, down 6% from its April highs. The US Congress also passed a Ukraine aid package, which should buy more time for Ukraine to defend itself amid worsening conditions on the frontline.

Fund details

Feature	Information
APIR code	BFL0019AU
Investment manager	4D Infrastructure
Portfolio manager	Sarah Shaw
Reporting currency	A\$ Unhedged
Recommended investment period	Five years
Cash limit	10%
No. of securities	34
Application/redemption price (AUD) ⁵	1.6583/1.6517
Distribution frequency	Quarterly
Management fees and costs ⁶	1.00% p.a. (including GST)
Performance fee ⁷	10.25% p.a. (including GST)
Buy/sell spread	+/- 0.20%
Minimum investment (AUD)	25,000

How to invest

The Fund is open to investors directly via the PDS (available on our [website](#)), mFund (code: 4DI01) or the following platforms. Visit [How to invest](#) to find out more.

Platforms

AMP (North, My North)	Netwealth (Super Service, Wrap Service, IDPS)
BT (Panorama)	OneView
CFS (FirstWrap, Edge)	Powerwrap (IDPS)
Dash	Praemium (Non Super, Super)
Hub24 (Super, IDPS)	
Macquarie Wrap (IDPS, Super)	
Mason Stevens	

Get in touch



[4Dinfra.com](https://www.4Dinfra.com)



client.experience@bennelongfunds.com



1800 895 388 (AU) or 0800 442 304 (NZ)

1 OECD G7 Inflation Index + 5.5%.

2 Inception date is 7 March 2016.

3 The reference index is the FTSE Global Core Infrastructure 50/50 Net Total Return in AUD. This is provided as an indicative comparison only and is not the Fund Benchmark.

4 The reference index is the S&P Global Infra AUD Net Total Return Index. This is provided as an indicative comparison only and is not the Fund Benchmark.

5 All unit prices carry a distribution entitlement.

6 Management fees and costs consist of annual management fee rate and capped recoverable expenses. For a detailed split of the fees and costs, please refer to the fund(s) PDS.

7 Performance fee is 10.25% (including GST net of reduced input tax credits) of any amount by which the investment return is greater than the return of the benchmark (OECD G7 inflation index + 5.5% per annum). All values are in Australian dollars.

This information is issued by Bennelong Funds Management Ltd (ABN 39 111 214 085, AFSL 296806) (BFML) in relation to the 4D Global Infrastructure Fund (Unhedged). The Fund is managed by 4D Infrastructure, a Bennelong boutique. This is general information only, and does not constitute financial, tax or legal advice or an offer or solicitation to subscribe for units in any fund of which BFML is the Trustee or Responsible Entity (Bennelong Fund). This information has been prepared without taking account of your objectives, financial situation or needs. Before acting on the information or deciding whether to acquire or hold a product, you should consider the appropriateness of the information based on your own objectives, financial situation or needs or consult a professional adviser. You should also consider the relevant Information Memorandum (IM) and or Product Disclosure Statement (PDS) which is available on the BFML website, [bennelongfunds.com](https://www.bennelongfunds.com), or by phoning 1800 895 388 (AU) or 0800 442 304 (NZ). Information about the Target Market Determinations (TMDs) for the Bennelong Funds is available on the BFML website. BFML may receive management and or performance fees from the Bennelong Funds, details of which are also set out in the current IM and or PDS. BFML and the Bennelong Funds, their affiliates and associates accept no liability for any inaccurate, incomplete or omitted information of any kind or any losses caused by using this information. All investments carry risks. There can be no assurance that any Bennelong Fund will achieve its targeted rate of return and no guarantee against loss resulting from an investment in any Bennelong Fund. Past fund performance is not indicative of future performance. Information is current as at the date of this document. 4D Infrastructure Pty Ltd (ABN 26 604 979 259) is a Corporate Authorised Representative of BFML.