

# Performance report | 30 September 2024

## 4D Global Infrastructure Fund (Unhedged)

### Overview

4D Infrastructure is a boutique asset manager investing in listed infrastructure companies across all four corners of the globe. Our investment objective is to identify quality infrastructure companies that are trading below fair value and have sustainable, growing earnings combined with sustainable, growing dividends. The 4D Global Infrastructure Fund (Unhedged) aims to outperform the OECD G7 Inflation Index + 5.5% p.a. over the medium to long term (before fees). It is currency unhedged.

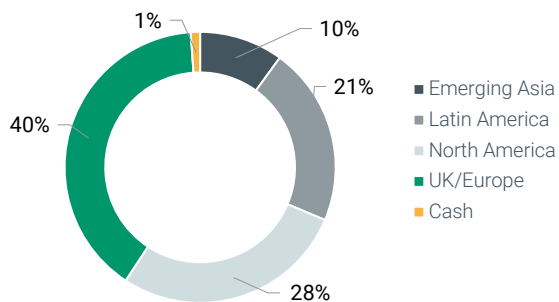
### Net returns

	1 mth	3 mths	1 year	3 years p.a.	5 years p.a.	Since inception <sup>2</sup> p.a.
Fund	1.25%	8.82%	14.35%	8.03%	5.45%	9.22%
Benchmark <sup>1</sup>	0.50%	2.03%	8.31%	10.51%	9.39%	8.53%
Value added	0.75%	6.79%	6.04%	-2.48%	-3.94%	0.69%
FTSE Global Core Infra 50/50 Net Total Return Index (AUD) <sup>3</sup>	0.49%	9.35%	19.83%	8.15%	4.65%	8.63%
S&P Global Infra. Net Total Return Index (AUD) <sup>4</sup>	1.47%	8.97%	20.64%	10.07%	5.36%	8.33%

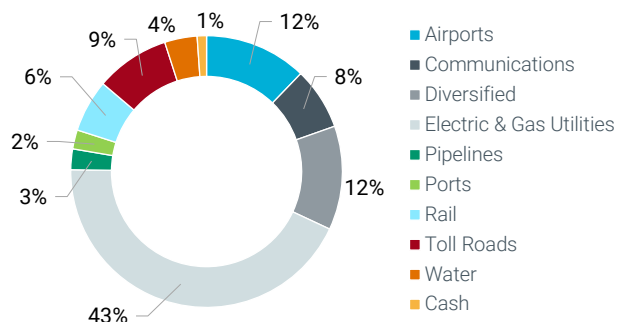
Performance figures are net of fees and expenses.

<sup>1</sup>Value added' calculation does not use rounded performance figures. Past performance is not indicative of future performance.

### Regional breakdown



### Sector breakdown



### Top 10 positions

Stock	End weight %
Iberdrola	5.51
Sempra Energy	5.48
Cellnex	5.44
Nextera Energy	4.51
National Grid	3.98
American Water	3.87
Jasa Marga	3.67
Aena	3.55
Ferrovial	3.47
SSE	3.40
<b>Total</b>	<b>42.88</b>

## Portfolio performance review

The 4D Global Infrastructure Fund (Unhedged) was up a net 1.25% (AUD) in September, outperforming the benchmark's return of 0.50% (by 0.75%) and outperforming the FTSE 50/50 Infrastructure Index which was up 0.49% (AUD). Currency detracted 114bps from performance.

The strongest performer for September was Chinese gas distributor, China Resources Gas up 20.3% after the market rebounded on strong government policy response.

The weakest performer in September was Brazilian toll road operator, Ecorodovias down 11.6% as the Brazilian Central Bank raised interest rates 25bps and Ecorodovias sold off on the "bond proxy trade" ignoring very resilient fundamentals.

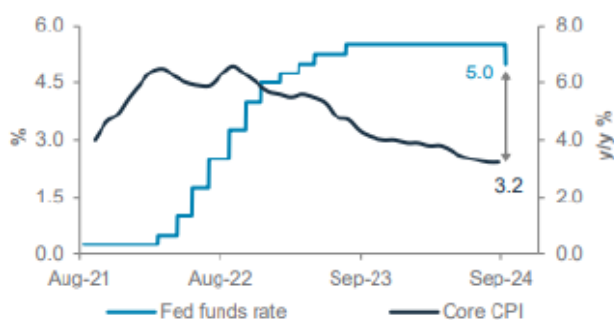
Markets remain volatile on the outlook for inflation, economic growth and the state of the labour market. Most developed market Central Banks are at (or past) peak policy rates. The pace of disinflation has slowed, but the delayed impact of high interest rates on economic growth may yet to fully be seen. Weakness in the US labour market may be the first signs of a bigger cooling to potential growth. There remains a fine balancing act between holding rates in restrictive territory too long and hitting activity – and loosening too quickly before inflation is sustainably within target ranges. Listed infrastructure, as an asset class, fundamentally can do well in either scenario - with explicit or implicit inflation hedges and long-term predictable earnings profiles underpinned by contract or regulation.

## Month in review

Global equities continued their rally in September, spurred on by a larger rate cut in the US and positive coordinated policy response in China. MSCI World was up 1.50% in September, hitting all-time highs. US ten year yields hit their lowest level of the year (3.60%), ending the month down 12bps to 3.78%.

The Fed cut rates 50bps at its September meeting, a larger cut than the market expected. The Fed has pivoted since July to focusing more on its employment mandate, with its inflation mandate mostly under control. Labour market data has been soft the last few months, with job growth back to 2019 averages. The Fed signalled a further 250bps of cuts to 2026, with the market now focusing on the size and timing of these cuts – with the deterioration in the labour market being the main factor to track.

Chart 1; Fed funds rate & US Core CPI



Source – Standard Chartered

On the data front in the US, headline inflation fell to 2.5% YoY – the lowest since February 2021. Three month annualised average core inflation is now 2.1% - close to the Fed's 2% inflation target.

China's CSI 300 was up 21% for September, with a set of coordinated policy announcements in the final week taking the market by surprise. The market has been very pessimistic on China for over a year, with equity outflows and historically very low valuations. The policy announcements were related to three main areas: easing monetary policy (cutting policy rates and reserve requirements), stopping the fall in the stock market (providing swaps for banks to buy equities and funding buybacks) and putting a floor under the property market. The property market policies are key to improve household and business sentiment who have watched house prices fall 15% from their peak (the majority of household wealth), increasing savings/paying down debt at the expense of credit demand and consumption. Property measures included cutting existing mortgage rates, cutting downpayment ratios and providing more funding for SOEs to buy unsold developer inventory.

Chart 2 – China CSI300 since Covid reopening



Source- 4D, Bloomberg, to 30/9/24

The coordinated response across the Politburo and the PBOC surprised the market, as opposed to piecemeal approach since reopening. The market (and ourselves) now keenly await implementation of these policies, in particular if the property measures can cut the excess inventory and halt a decline in prices. There is also hope that this signals a permanent change in the Central government leadership's mindset to support growth as the economy adjusts to the property sector decline and that fiscal stimulus is next. This could be in the form of additional household appliance trade in schemes and potentially handouts to large family households.

In Eurozone, the ECB cut rates for the second time this year in September, as per market expectations. Germany continues to lag (with manufacturing still contracting) whilst Spain has upgraded its growth. In the UK, the BoE kept rates unchanged at 5%, with core inflation ticking up to 3.6% YoY in August and services inflation remaining elevated at 5.6% YoY.

Elsewhere in Emerging Markets, Bank Indonesia surprised and cut rates in September due to stable inflation, an appreciating IDR and slowing growth momentum. In Brazil, the BCB diverged from the Fed's easing cycle, and hiked rates – with inflation expectations edging upwards, whilst growth has also been upgraded. The market is expecting a further 150bps of tightening this cycle.

## Fund details

Feature	Information
APIR code	BFL0019AU
Investment manager	4D Infrastructure
Portfolio manager	Sarah Shaw
Reporting currency	A\$ Unhedged
Recommended investment period	Five years
Cash limit	10%
No. of securities	36
Application/redemption price (AUD) <sup>5</sup>	1.7474/1.7404
Distribution frequency	Quarterly
Management fees and costs <sup>6</sup>	1.00% p.a. (including GST)
Performance fee <sup>7</sup>	10.25% p.a. (including GST)
Buy/sell spread	+/- 0.20%
Minimum investment (AUD)	25,000

## How to invest

The Fund is open to investors directly via the PDS (available on our [website](#)), mFund (code: 4DI01) or the following platforms. Visit [How to invest](#) to find out more.

### Platforms

AMP North	Netwealth (Super Service, Wrap Service, IDPS)
BT (Asgard, Panorama)	OneView
CFS (FirstWrap, Edge)	Powerwrap (IDPS)
Dash	Praemium (Non Super, Super)
Hub24 (Super, IDPS)	
Macquarie Wrap (IDPS, Super)	
Mason Stevens	

## Get in touch



[4Dinfra.com](https://www.4Dinfra.com)



[client.experience@bennelongfunds.com](mailto:client.experience@bennelongfunds.com)



1800 895 388 (AU) or 0800 442 304 (NZ)

1 OECD G7 Inflation Index + 5.5%.

2 Inception date is 7 March 2016.

3 The reference index is the FTSE Global Core Infrastructure 50/50 Net Total Return in AUD. This is provided as an indicative comparison only and is not the Fund Benchmark.

4 The reference index is the S&P Global Infra AUD Net Total Return Index. This is provided as an indicative comparison only and is not the Fund Benchmark.

5 All unit prices carry a distribution entitlement.

6 Management fees and costs consist of annual management fee rate and capped recoverable expenses. For a detailed split of the fees and costs, please refer to the fund(s) PDS.

7 Performance fee is 10.25% (including GST net of reduced input tax credits) of any amount by which the investment return is greater than the return of the benchmark (OECD G7 inflation index + 5.5% per annum). All values are in Australian dollars.

This information is issued by Bennelong Funds Management Ltd (ABN 39 111 214 085, AFSL 296806) (BFML) in relation to the 4D Global Infrastructure Fund (Unhedged). The Fund is managed by 4D Infrastructure, a Bennelong boutique. This is general information only, and does not constitute financial, tax or legal advice or an offer or solicitation to subscribe for units in any fund of which BFML is the Trustee or Responsible Entity (Bennelong Fund). This information has been prepared without taking account of your objectives, financial situation or needs. Before acting on the information or deciding whether to acquire or hold a product, you should consider the appropriateness of the information based on your own objectives, financial situation or needs or consult a professional adviser. You should also consider the relevant Information Memorandum (IM) and or Product Disclosure Statement (PDS) which is available on the BFML website, [bennelongfunds.com](https://www.bennelongfunds.com), or by phoning 1800 895 388 (AU) or 0800 442 304 (NZ). Information about the Target Market Determinations (TMDs) for the Bennelong Funds is available on the BFML website. BFML may receive management and or performance fees from the Bennelong Funds, details of which are also set out in the current IM and or PDS. BFML and the Bennelong Funds, their affiliates and associates accept no liability for any inaccurate, incomplete or omitted information of any kind or any losses caused by using this information. All investments carry risks. There can be no assurance that any Bennelong Fund will achieve its targeted rate of return and no guarantee against loss resulting from an investment in any Bennelong Fund. Past fund performance is not indicative of future performance. Information is current as at the date of this document. 4D Infrastructure Pty Ltd (ABN 26 604 979 259) is a Corporate Authorised Representative of BFML.